



LOGIN-IN GUIDE

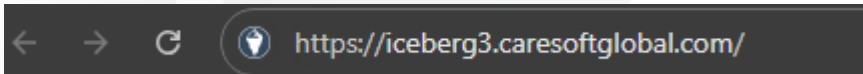


First Time Login



Do's

- **Bookmark the URL**



← → ↻ ⓘ https://iceberg3.caresoftglobal.com/

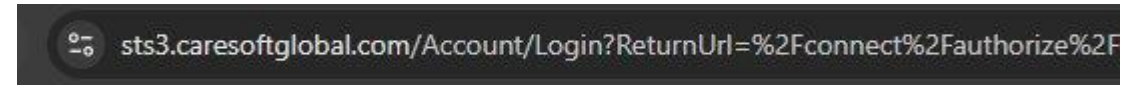
- **Use https**

<https://iceberg3.caresoftglobal.com>



Don'ts

- **Not the URL starting with “sts3”**



sts3.caresoftglobal.com/Account/Login?ReturnUrl=%2Fconnect%2Fauthorize%2F

- **Not http**

<http://iceberg3.caresoftglobal.com>



First Time Login

- Check your email for the Iceberg welcome message [\(Can't find the email? Click here for help\)](#)
- Click the link to create your password.
- The link will open Iceberg to set your login password.

From: ICEBERG
Sent: 29 October 2024 17:39
To: user@email.com
Subject: Welcome to Iceberg

Hi <username>,

Welcome to Iceberg!

Your username is [user@email.com](#) To log in, you must first create a password by following the link.

[Create Password](#)

Note:

1. Iceberg works best in Chrome 86+, Edge Chromium 86+, Firefox 81+, Safari 14+.
2. For any assistance, please contact iceberg3support@caresoftglobal.com or register/login to Iceberg Helpdesk Application.

Thank you,
Iceberg Support Team.

Compatible Browsers



Chrome Version 86 +



Edge - Chromium 86 +



Firefox Version 81 +



Safari 14



Opera Version 72 +



First Time Login

Enter new password and confirm the password as per the password policy suggested automatically during entry.

After successfully setting the password, system will navigate to <http://iceberg3.caresoftglobal.com> (or click to login)

Caresoft®

TEARDOWN DATA
A comprehensive view of the vehicle teardown data; specifications, teardown BoM, measurements, photos and 3D models

ADVANCED STUDY
Gain actionable insights and intelligent reports for your competitive assessment pursuits

DELTA COSTING™
Drive cost reduction programs across the manufacturing value chain

DIGITAL-TWIN
Iceberg brings you advanced digital-twin data sets and engineering simulations

Reset your password

New Password
.....|

Confirm Password
.....

Reset

The minimum password length is 8 characters and must contain at least 1 lowercase letter, 1 capital letter 1 number and 1 special character.

- Password must be at least 8 to 15 characters long.
- Password must contain at least one lowercase.
- Password must contain at least one uppercase.
- Password must contain special characters from @\$%&.
- Password must contain at least one digit.

For sales and general enquiries, email us at sales@caresoftglobal.com
Copyright © 2016-2024 Caresoft Global Limited. All Rights Reserved. | www.caresoftglobal.com

Caresoft®

TEARDOWN DATA
A comprehensive view of the vehicle teardown data; specifications, teardown BoM, measurements, photos and 3D models

ADVANCED STUDY
Gain actionable insights and intelligent reports for your competitive assessment pursuits

DIGITAL-TWIN
Iceberg brings you advanced digital-twin data sets and engineering simulations

DELTA COSTING™
Drive cost reduction programs across the manufacturing value chain

iceberg Language: English ⓘ

Enterprise Platform for Automotive Benchmarking

Email
user@email.com

Password
.....

Forgot Password

Sign In

☐ By accessing Iceberg, I acknowledge and agree to the updated [Terms and Conditions](#), [Privacy Policy](#), [Accountable Use Policy \(AUP\)](#) and [End User License Agreement \(EULA\)](#). These updates reflect stricter data security measures and privacy regulations. Continued use of Iceberg confirms acceptance of these terms.

☐ Send me Product updates, newsletters or surveys by email

Sign Up Helpdesk

Please reach out to iceberg3support@caresoftglobal.com for any assistance.

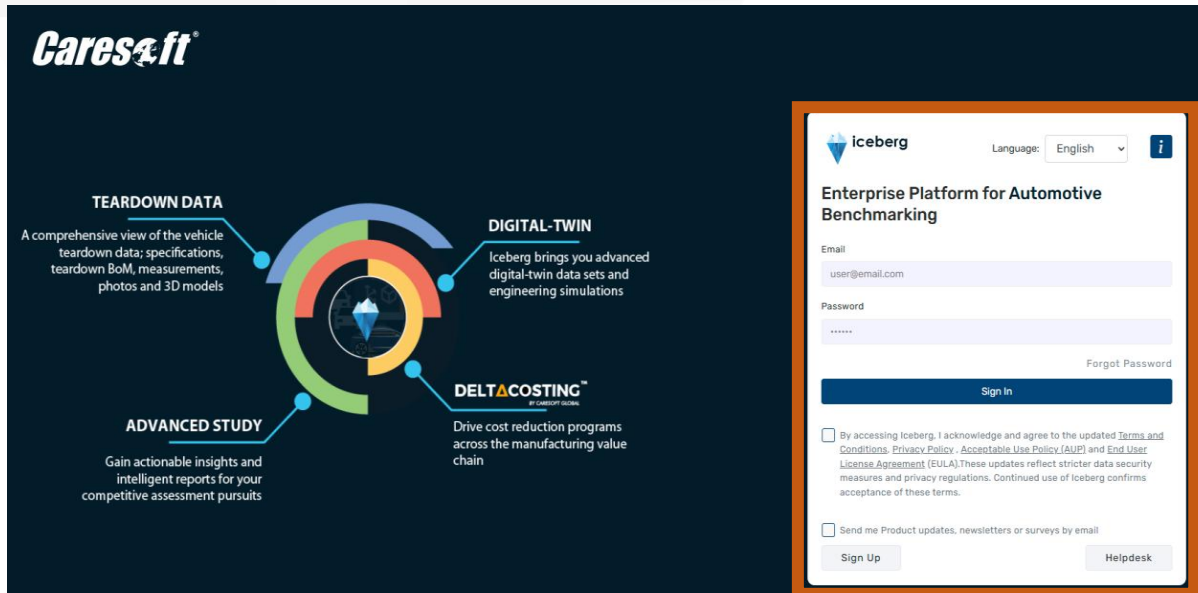


How to Sign-in?

- Navigate to <http://iceberg3.caresoftglobal.com>
Enter your registered email ID and password.

Checkbox Selection:

- Select to agree to the Terms and Conditions (Mandatory)
- Select to subscribe to Updates and Newsletters (Optional)



Please reach out to iceberg3support@caresoftglobal.com for any assistance.



Error - Invalid credentials

- Please verify that your e-mail ID and password are entered correctly.
- You may not have reset the password yet using the welcome email.
- Kindly use the forgot password option to reset the password if you are signing in for the first time.
- Your e-mail ID is not registered, or you do not have an account

The screenshot shows the Iceberg login interface. At the top, there's the Iceberg logo, a language dropdown set to 'English', and an information icon. Below this is the title 'Enterprise Platform for Automotive Benchmarking'. A red error box contains the message: 'Error: Sorry, we can't recognize this account. Please contact Iceberg Support - Iceberg3support@caresoftglobal.com'. Below the error box are input fields for 'Email' (containing 'user@email.com') and 'Password'. There's a 'Forgot Password' link next to the password field. At the bottom, there are three buttons: 'Sign In' (dark blue), 'Sign Up' (light blue), and 'Helpdesk' (white with a red border). A red line connects the 'Helpdesk' button to a text box on the right.

Use the Helpdesk option to create support tickets. Our support team will reach out to you.

Please reach out to iceberg3support@caresoftglobal.com for any assistance.



Minimum System Requirements

Operating System	: MS Windows 8+ , Mac OS 10+, Linux
Processor	: Intel Core i5 and above
RAM	: 8 GB 32 GB (Rendering 3D models)
Internet Bandwidth	: 20+ Mbps

Please reach out to iceberg3support@caresoftglobal.com for any assistance.



Steps to Find or Recover the Email

Steps to Find or Recover the Email

The system-generated email from **iceberg@caresoftglobal.com** may be delivered to your Spam folder. If you do not see the email in your inbox:

- Check your Spam folder.
- Mark the email as **Not Spam** or move it to your **Inbox**.
- Add **iceberg@caresoftglobal.com** to your contacts or safe senders list.
- If you still cannot find the email, contact your IT support team—they can check if the email was blocked or filtered by your organization and whitelist the sender.

Please reach out to iceberg3support@caresoftglobal.com for any assistance.